

Scaled data based on original data using
LM-79-08 Approved Method: Electrical and Photometric Measurements of Solid-
State Lighting Products

Test Report Prepared for
Cooper Lighting Solutions
(formerly Eaton)

Brand: McGRAW-EDISON

Report Number: P941993

Luminaire Tested: **GALN-SB5D-750-U-T1**

Issue Date: 1/21/2025

Test Information

Test Method: LM-79-08
Report Number: P941993
TEST IS SCALED FROM IESNA LM-79-08 TEST DATA (G2-2405-108-2)
Test Lab: INNOVATION CENTER
Issue Date: 1/21/2025
Manufacturer: COOPER LIGHTING SOLUTIONS (FORMERLY EATON)
Product Line: MCGRAW-EDISON
Catalog Number: GALN-SB5D-750-U-T1
Description: GALLEON AREA AND ROADWAY HIGH DENSITY LED LUMINAIRE
(5) 70 CRI, 5000K, 900mA LIGHTSQUARES WITH 26 LEDS EACH AND TYPE I OPTICS
Light Source: -
Ballast/Driver: -

Summary

Lumens per Lamp: N/A
Luminaire Lumens: 53800 lumens
Efficiency: N/A
Efficacy: 147.4 lumens/watt
Luminous Opening: Rectangular (W 1.5' x L: 1' x H: 0')
IES Classification: Type I - Short
BUG Rating: B5 - U0 - G5

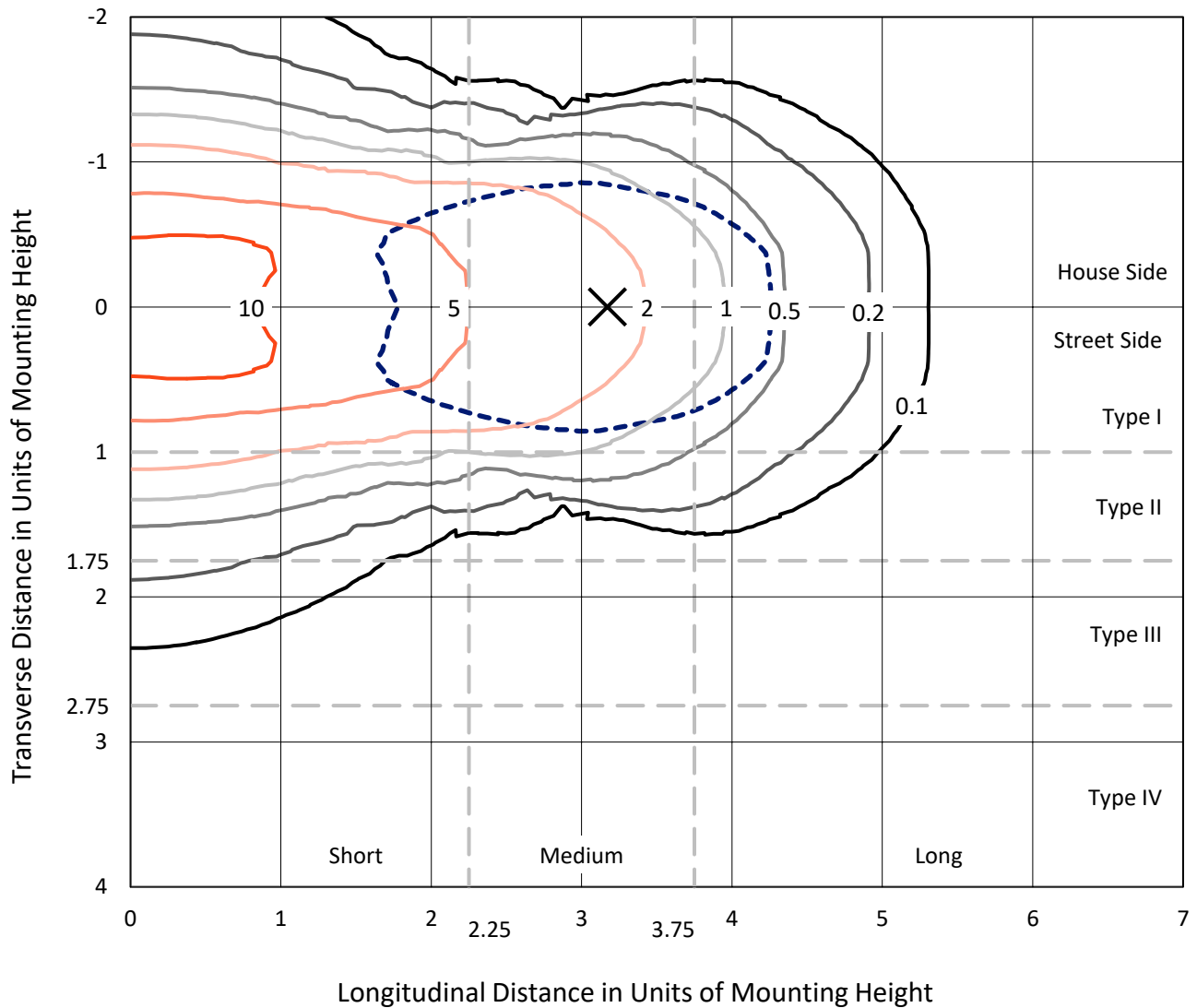
Input Watts (W): 364.9
Input Voltage (V): NR
Input Current (Ain): NR
Voltage Rise (V): NR
Power Factor: NR
Total Harmonic Distortion (THDi): NR
Frequency (hertz): 60
Stabilization Time: NR
Operation Time: NR
Ambient Temperature (°C): NR
Test Distance: 24 FT



REPORT NUMBER: P941993
 CATALOG NUMBER: GALN-SB5D-750-U-T1

Iso-Footcandle Lines of Horizontal Illumination

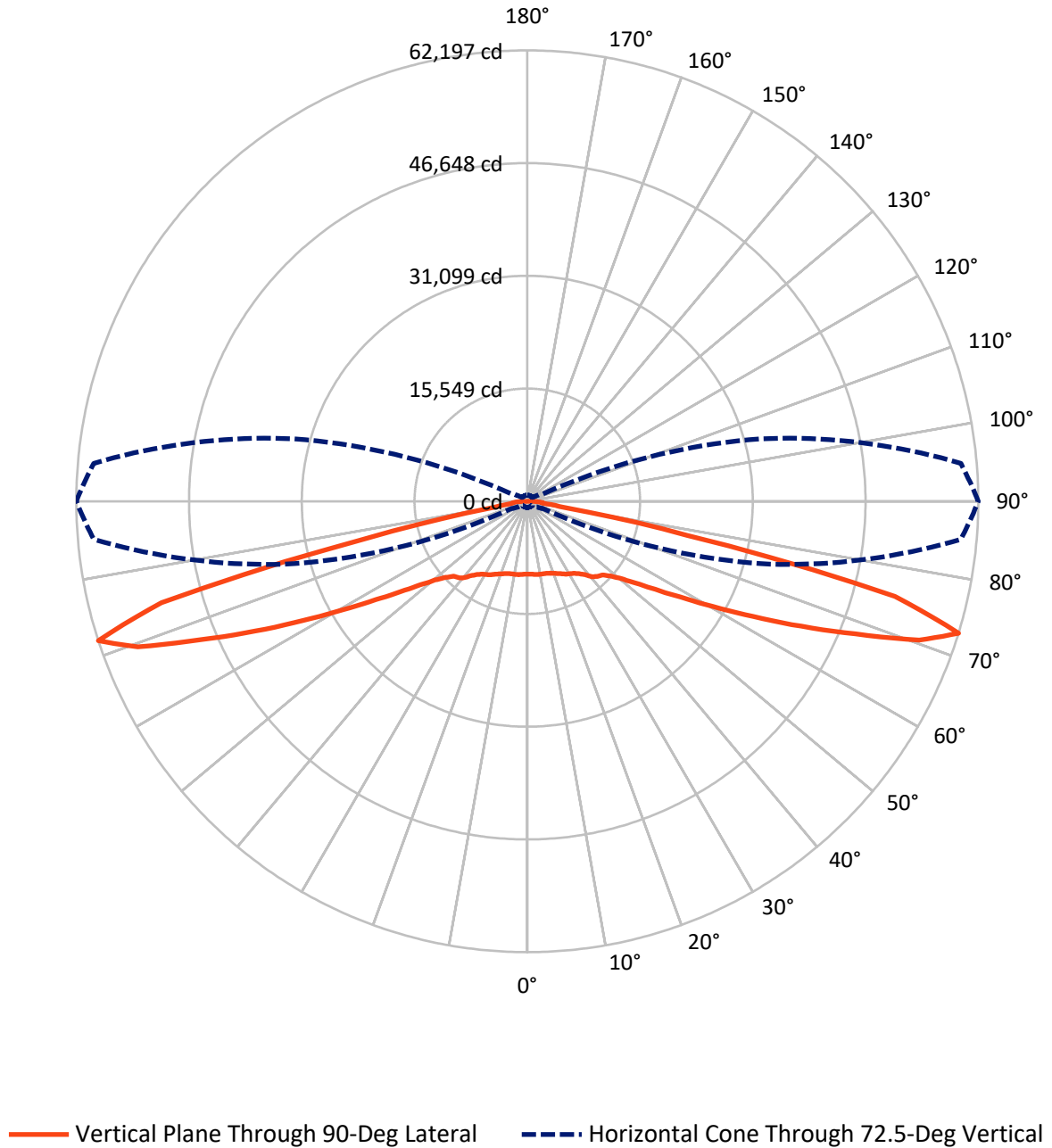
× Max cd
 - - - 1/2 Max cd



Based on 25 foot mounting height. Maximum calculated value = 16.1 fc
 Type I - Short - N/A

REPORT NUMBER: P941993
CATALOG NUMBER: GALN-SB5D-750-U-T1

Luminous Intensity Polar Plot



REPORT NUMBER: P941993
 CATALOG NUMBER: GALN-SB5D-750-U-T1

FLUX DISTRIBUTION:

		Downward	Upward	Total
House Side	Lumens	26900.0	0.0	26900.0
	% Fixture	50.0	0.0	50.0
Street Side	Lumens	26900.0	0.0	26900.0
	% Fixture	50.0	0.0	50.0
Total	Lumens	53800.0	0.0	53800.0
	% Fixture	100.0	0.0	100.0

ZONAL LUMENS:

Zone	Lumens	% Fixture
0°-10°	974.8	1.8
10°-20°	2980.5	5.5
20°-30°	4969.6	9.2
30°-40°	6834.8	12.7
40°-50°	8347.2	15.5
50°-60°	9654.4	17.9
60°-70°	11511.3	21.4
70°-80°	8034.1	14.9
80°-90°	493.5	0.9
90°-100°	0.0	0.0
100°-110°	0.0	0.0
110°-120°	0.0	0.0
120°-130°	0.0	0.0
130°-140°	0.0	0.0
140°-150°	0.0	0.0
150°-160°	0.0	0.0
160°-170°	0.0	0.0
170°-180°	0.0	0.0
0°-90°	53800.0	100.0
0°-180°	53800.0	100.0

Coefficient of Utilization



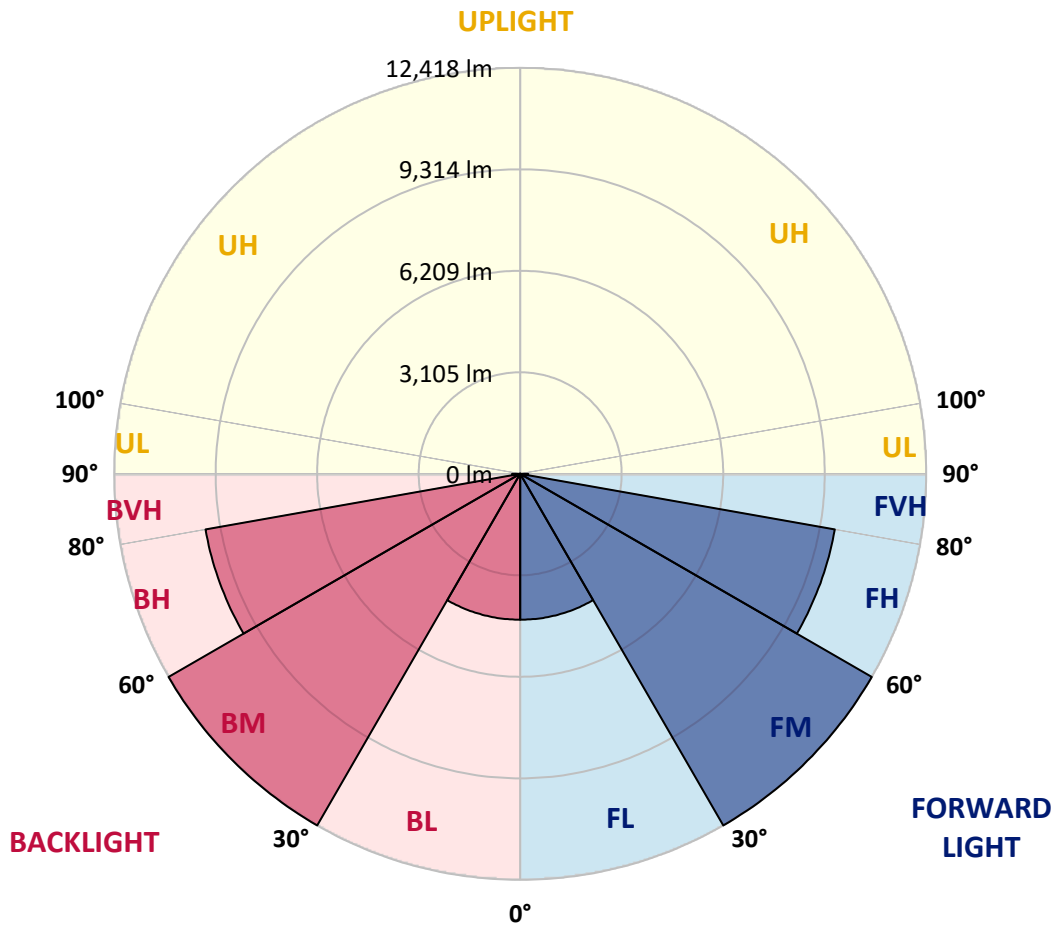
REPORT NUMBER: P941993
 CATALOG NUMBER: GALN-SB5D-750-U-T1

LUMINAIRE CLASSIFICATION SYSTEM LUMEN TABLE AND BUG RATING:

Zone	Lumens	% Fixture	Zone Rating/Lumen Limit		
			B	U	G
FL (0°-30°)	4462.4	8.3			
FM (30°-60°)	12418.2	23.1			
FH (60°-80°)	9772.7	18.2			G4/12000
FVH (80°-90°)	246.7	0.5			G3/500
BL (0°-30°)	4462.4	8.3	B4/5000		
BM (30°-60°)	12418.2	23.1	B5		
BH (60°-80°)	9772.7	18.2	B5		G5
BVH (80°-90°)	246.7	0.5			G3/500
UL (90°-100°)	0.0	0.0		U0/0	
UH (100°-180°)	0.0	0.0		U0/0	

BUG Rating: B5-U0-G5

Type I Short



REPORT NUMBER: P941993

CATALOG NUMBER: GALN-SB5D-750-U-T1

CANDELA DISTRIBUTION (FULL):

	0°	5°	15°	25°	35°	45°	55°	65°	75°	85°
0°	10053.1	10053.1	10053.1	10053.1	10053.1	10053.1	10053.1	10053.1	10053.1	10053.1
2.5°	10061.7	10073.1	10073.1	10064.5	10084.5	10067.4	10067.4	10058.8	10067.4	10058.8
5°	10113.1	10127.4	10133.2	10130.3	10156.0	10141.7	10141.7	10130.3	10133.2	10124.6
7.5°	10210.4	10230.4	10241.8	10256.1	10293.3	10276.1	10264.7	10230.4	10216.1	10193.2
10°	10241.8	10264.7	10301.9	10376.2	10462.0	10464.8	10430.5	10344.7	10279.0	10227.5
12.5°	10144.6	10176.0	10253.2	10404.8	10596.4	10673.6	10619.2	10476.3	10347.6	10256.1
15°	10021.6	10056.0	10173.2	10401.9	10685.0	10865.1	10859.4	10670.7	10464.8	10321.9
17.5°	9830.1	9864.4	10033.1	10353.3	10753.6	11051.0	11131.0	10936.6	10647.8	10456.3
20°	9484.1	9515.6	9750.0	10198.9	10776.5	11248.3	11457.0	11285.4	10925.2	10665.0
22.5°	9035.2	9083.8	9358.3	9933.0	10722.2	11454.1	11828.7	11711.5	11248.3	10888.0
25°	8554.9	8606.3	8926.6	9607.1	10582.1	11602.8	12269.0	12194.7	11614.2	11165.3
27.5°	8140.3	8194.6	8543.4	9284.0	10364.8	11660.0	12703.6	12740.8	12057.4	11471.3
30°	7814.3	7865.8	8237.5	9023.8	10084.5	11602.8	13083.9	13341.2	12509.2	11737.2
32.5°	7456.9	7522.7	7914.4	8706.4	9752.9	11465.6	13415.6	13990.3	13032.4	12023.1
35°	7005.1	7065.2	7476.9	8271.8	9318.3	11245.4	13692.9	14710.8	13781.6	12457.7
37.5°	6456.2	6513.4	6922.2	7728.5	8886.5	10936.6	13904.5	15522.8	14673.6	13083.9
40°	5904.3	5958.7	6341.8	7122.4	8369.0	10542.0	13978.8	16317.7	15697.2	13944.5
42.5°	5398.3	5446.9	5798.5	6524.8	7788.6	10038.8	13881.6	17009.6	16615.1	14545.0
45°	4932.2	4975.1	5286.7	5964.4	7185.3	9426.9	13590.0	17753.0	17707.3	14973.9
47.5°	4400.4	4443.3	4766.4	5421.1	6582.0	8709.3	13095.3	18485.0	19225.5	15946.0
50°	3751.3	3788.5	4120.2	4795.0	5955.8	7945.8	12409.1	19059.7	21141.2	17418.5
52.5°	2982.2	3022.2	3345.3	4020.1	5212.4	7125.2	11505.6	19434.3	23354.3	19568.7
55°	2218.8	2247.4	2527.6	3133.7	4291.7	6190.3	10373.3	19540.1	25864.7	22508.0
57.5°	1609.8	1626.9	1807.0	2258.8	3253.8	5020.8	8998.0	19265.6	28852.6	26276.4
60°	1303.8	1309.5	1363.9	1564.0	2261.7	3699.9	7336.8	18322.0	32095.0	31134.3
62.5°	1183.7	1183.7	1198.0	1252.3	1529.7	2441.8	5326.8	16366.3	35571.8	37273.1
65°	1100.8	1100.8	1106.5	1132.3	1206.6	1555.4	3362.5	13181.1	38502.6	44464.1
67.5°	1026.5	1029.3	1026.5	1035.0	1077.9	1149.4	1950.0	9103.8	40080.9	51915.3
70°	949.3	955.0	940.7	940.7	975.0	977.9	1220.9	4992.2	38771.3	58159.9
72.5°	857.8	866.4	843.5	837.8	863.5	852.1	917.8	2396.0	33287.3	60024.1
75°	777.7	789.2	737.7	723.4	723.4	714.8	746.3	1229.5	21604.4	48964.5
77.5°	706.2	729.1	646.2	600.4	589.0	563.3	609.0	752.0	9449.8	22988.3
80°	583.3	614.7	531.8	477.5	457.5	428.9	480.4	526.1	2810.6	5338.2
82.5°	434.6	448.9	377.4	340.2	323.1	303.1	360.3	366.0	915.0	1890.0
85°	277.3	283.1	231.6	200.1	191.6	183.0	228.7	200.1	348.8	1389.6
87.5°	97.2	111.5	88.6	80.1	85.8	71.5	105.8	60.0	97.2	980.7
90°	0.0	0.0	0.0	0.0	0.0	0.0	0.0	0.0	0.0	0.0

(END C

90°

10053.1
10058.8
10124.6
10193.2
10218.9
10241.8
10299.0
10424.8
10616.4
10822.2
11073.8
11374.1
11597.1
11845.8
12260.4
12820.8
13664.3
14184.7
14487.8
15385.6
16715.1
18702.3
21424.3
24912.6
29415.9
34971.4
41553.4
48773.0
57333.5
62197.1
52372.8
22510.8
5112.3
2135.9
2018.6
1215.2
0.0

OF REPORT)